

THE LRP DATA BOOK

Extramural Loan Repayment Programs



Fiscal Year 2005 Highlights

Application Cycle:

September 1-December 15, 2004

*Fiscal Year period covers October 1, 2004 to September 30, 2005

Table of Contents

Fiscal Year 2005 Extramural Loan Repayment Programs: The Year in Review	3
The Five Extramural Loan Repayment Programs	4
Applications, Awards, and Success Rates by Program (New & Renewal)	5
Funding by Program (New & Renewal)	6
Funding by NIH Institutes and Centers (ICs) (New & Renewal)	7
Applications, Awards, and Success Rates by Post-Degree Years	8
LRP Awards by Doctoral Degree	9
Applications, Awards, and Success Rates by Source of Research Funding	10
Educational Debt Levels for LRP Awardees	11
Applications, Awards, and Success Rates by Gender	12
Recipient Demographics	13

Fiscal Year 2005 Extramural Loan Repayment Programs The Year in Review

In Fiscal Year (FY) 2005, 3,290 individuals applied to the five Extramural Loan Repayment Programs (LRPs): Clinical Research, Pediatric Research, Health Disparities Research, Clinical Research for Individuals from Disadvantaged Backgrounds, and Contraception and Infertility Research. Of those applicants, 1,600 were awarded contracts in the amount of \$71,540,788 overall. The success rate for the Extramural LRPs across NIH was 49 percent.

The LRP with the largest number of applications was the Extramural Clinical Research LRP which received 1,948 (or 59 percent) of all applications. Approximately 59 percent of Extramural Clinical Research LRP contracts were funded.

New applicants (those not previously funded) constituted 65 percent of all applications while renewal applicants (those previously funded) comprised 35 percent of all applicants. Success rates for new and renewal applicants were 38 and 68 percent, respectively.

The LRPs are open to health professionals with doctoral degrees with different levels of experience and at different stages in their careers. Many of FY 2005 awardees were fairly early in their careers, with 55 percent having received their post-graduate degrees within the previous 5 years, and 91 percent within the past 10 years.

MDs (including those with MD/PhD degrees) comprised 58 percent of the 1,600 awardees, while those with PhDs (including those with PhDs and any combined degree other than MD) comprised 37 percent of the total awards.

The educational debt level of 66 percent of the 1,600 awardees was greater than \$50,000 with approximately 5 percent having debt levels greater than \$200,000.

Men and women received an approximately equal share of LRP awards, with women having received a slightly higher percentage with 51% of the awards. Minorities, which included Asian/Pacific Islanders, African-Americans, Hispanics, and Native Americans, were recipients of 27 percent (or 439) of the awards.

The Five Extramural Loan Repayment Programs

The NIH LRPs are a vital component of our nation's efforts to attract health professionals to careers in clinical, pediatric, health disparity, or contraception and infertility research.

Clinical Research LRP:

Clinical research is "patient-oriented clinical research conducted with human subjects, or research on the causes and consequences of disease in human populations involving material of human origin (such as tissue specimens and cognitive phenomena) for which an investigator or colleague directly interacts with human subjects in an outpatient or inpatient setting to clarify a problem in human physiology, pathophysiology or disease, or epidemiologic or behavioral studies, outcomes research or health services research, or developing new technologies, therapeutic interventions, or clinical trials."

Pediatric Research LRP:

Qualified Pediatric Research is defined as "research directly related to diseases, disorders, and other conditions in children."

Health Disparities LRP:

The scope of research qualified for this program includes basic research, clinical research or behavioral research directly related to health disparity populations and the medically underserved. group is defined as a health disparity population "if there is a significant disparity in the overall rate of disease incidence, prevalence, morbidity, mortality, or survival rates in the population as compared to the health status of the general population."

Clinical Research for Individuals from Disadvantaged Backgrounds (Clinical Research-DB):

For this program, "an individual from a disadvantaged background" is defined according to low family income levels set by the U.S. Bureau of the Census – as published in the Federal Register.

To meet this low-income requirement candidates must demonstrate their disadvantaged status by submitting (1) a written statement from former school(s) where he/she qualified for Federal disadvantaged assistance, (2) verification of receipt of loans from either the Health Professions Student Loans (HPSL) or Loans for Disadvantaged Student Program, or (3) verification of a scholarship from the U.S. Department of Health and Human Services under the Scholarship for Individuals with Exceptional Financial Need.

Contraception & Infertility Research LRP:

Contraception research is defined as research whose ultimate goal is to provide new or improved methods of preventing pregnancy. Infertility research is defined as research whose long-range objective is to evaluate, treat, or ameliorate conditions which result in the failure of couples to either conceive or bear young.






FY 2005: Applications, Awards, and Success Rates by Program (New & Renewal)

In FY 2005, the NIH received nearly 3,300 applications to the Extramural LRPs. 65% of the applications were from New Applicants.

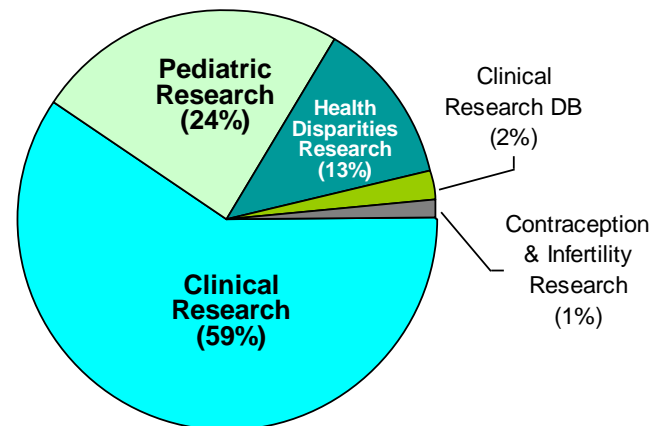
49% of all applicants were awarded contracts.

LRP	New			Renewal			Total		
	Applications	Awards	Success Rate	Applications	Awards	Success Rate	Applications	Awards	Success Rate
Clinical Research	1,262	476	38%	686	466	68%	1,948	942	48%
Pediatric Research	497	184	37%	290	209	72%	787	393	50%
Health Disparities Research	296	126	43%	135	83	61%	431	209	48%
Clinical Research DB	35	14	40%	35	21	60%	70	35	50%
Contraception and Infertility Research	48	18	38%	6	3	50%	54	21	39%
Total:	2,138	818	38%	1152	782	68%	3,290	1,600	49%

FY 2005: Funding by Program (New & Renewal Awardees)

LRP	New		Renewal		Total	
	Awards	Funding	Awards	Funding	Awards	Funding
 Clinical Research	476	\$26,786,234	466	\$15,725,470	942	\$42,511,704
 Pediatric Research	184	\$11,080,282	209	\$6,297,001	393	\$17,377,283
 Health Disparities Research	126	\$6,314,329	83	\$2,782,460	209	\$9,096,789
 Clinical Research DB	14	\$973,965	21	\$587,658	35	\$1,561,623
 Contraception and Infertility Research	18	\$846,105	3	\$147,284	21	\$993,389
Total:	818	\$46,000,915	782	\$25,539,873	1,600	\$71,540,788

The Clinical Research LRP funded the largest number of awards in FY 2005.



FY 2005: Funding by NIH Institutes & Centers (ICs) (New & Renewal Awardees)

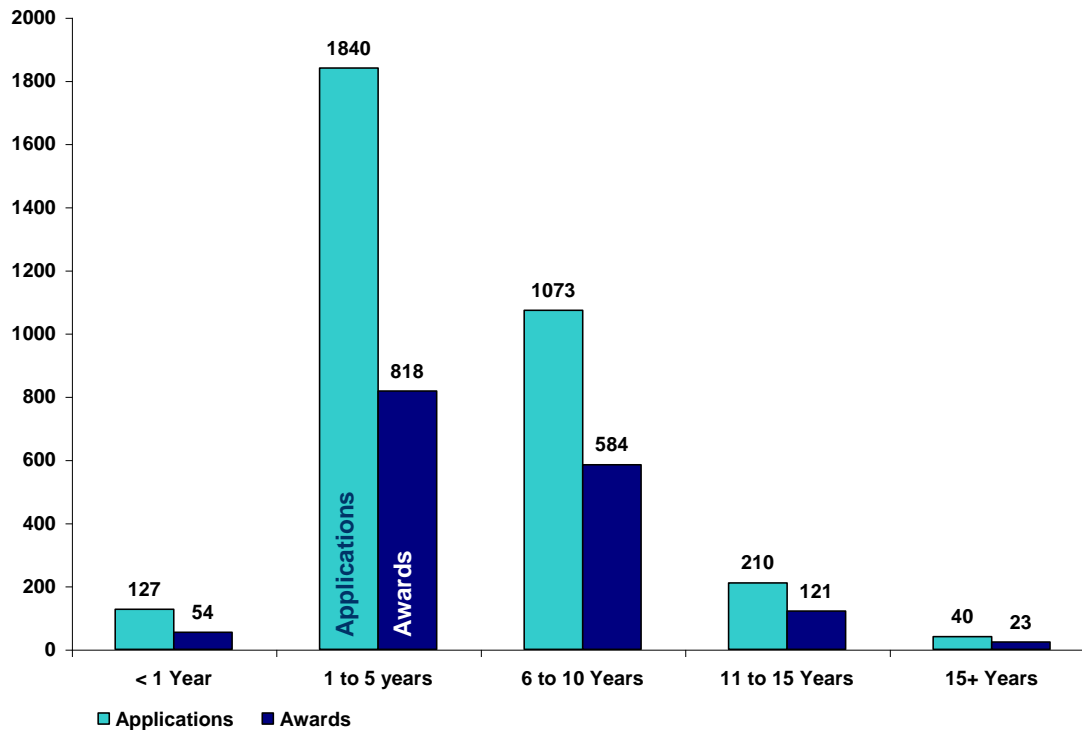
IC	Awards	Funding
NHLBI	223	\$11,970,198
NCMHD	244	\$10,658,411
NCI	170	\$8,156,562
NIAID	138	\$5,627,445
NICHD	128	\$5,220,631
NIMH	120	\$5,026,938
NIDDK	82	\$4,011,050
NIDA	89	\$3,495,214
NCRR	59	\$2,896,492
NINDS	54	\$2,599,840
NIA	64	\$2,491,375
NIAMS	39	\$1,743,459
NEI	37	\$1,692,052
NIAAA	47	\$1,580,848
NIDCD	35	\$1,065,249
NIGMS	11	\$725,236

IC	Awards	Funding
NIDCR	16	\$706,221
NCCAM	8	\$524,951
NIEHS	16	\$463,960
NLM	5	\$365,123
NHGRI	7	\$239,385
NIBIB	4	\$114,761
FIC	1	\$106,057
NINR	3	\$59,330
Total	1,600	\$71,540,788

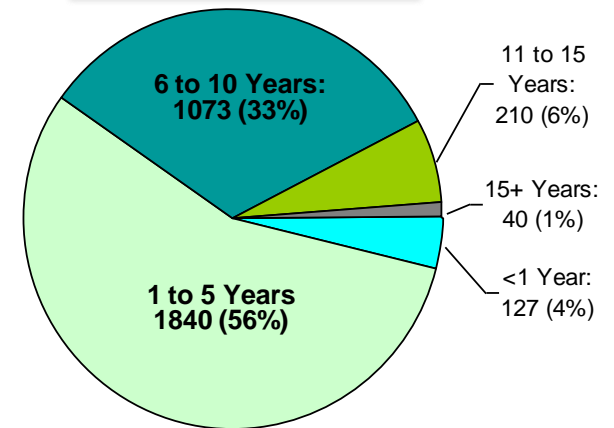
24 Institutes & Centers funded at least one LRP contract in FY 2005.

FY 2005: Applications, Awards, and Success Rates By Post-Degree Years

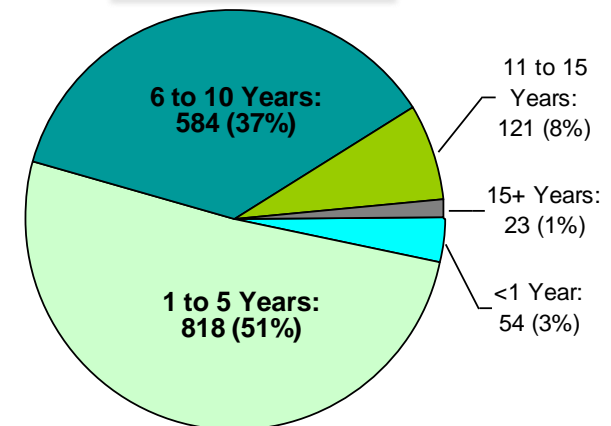
The majority of FY 2005 applicants and awardees were early in their careers, with most having received their doctoral degrees within the past 5 years.



Distribution of Applications



Distribution of Awards



FY 2005: LRP Awards by Doctoral Degree

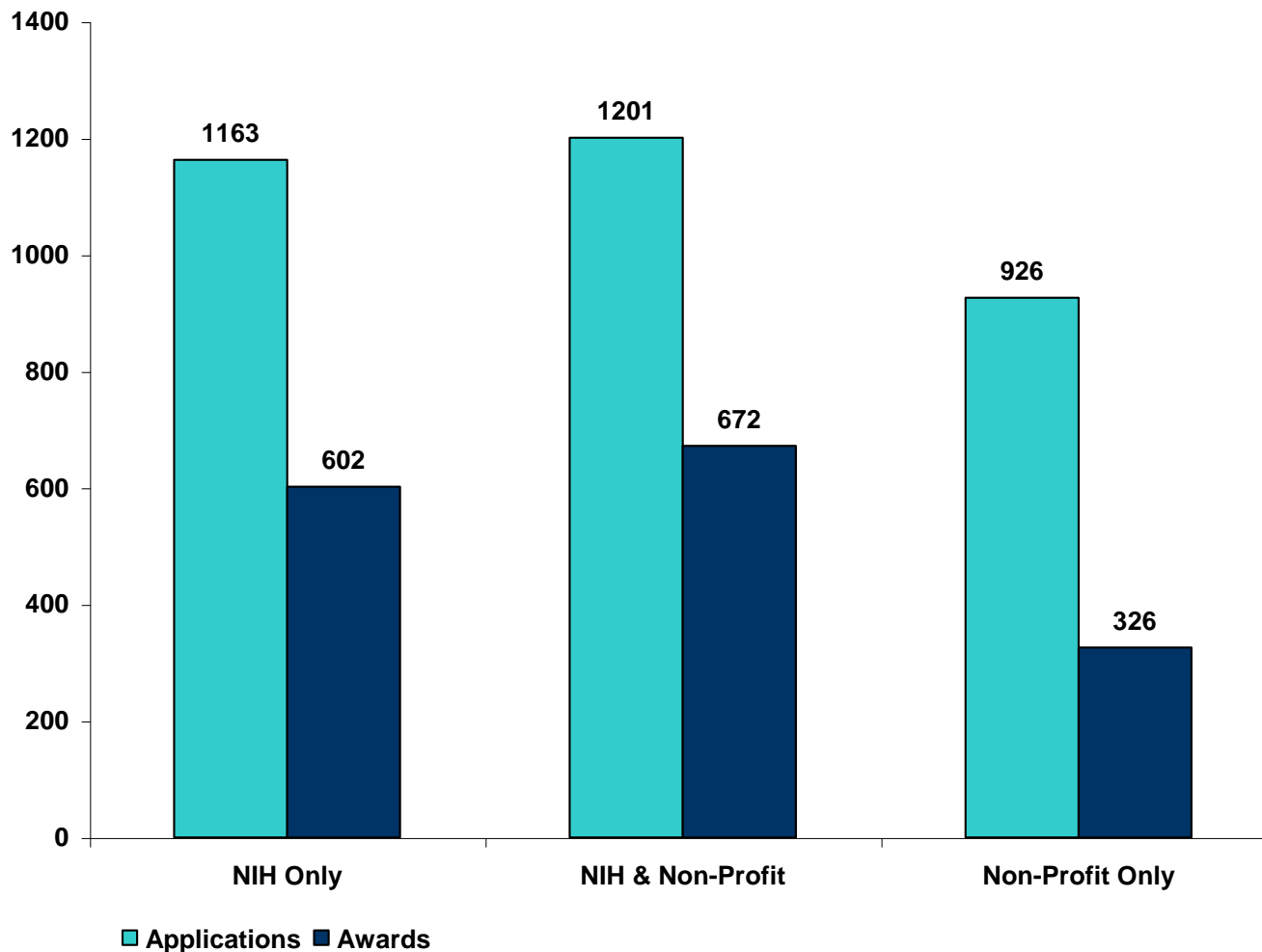
MDs: 923 (58%) of 1,600 awardees held MD degrees (includes awardees with MD/PhD degrees).

PhDs: 591 (37%) of 1,600 awardees held PhD. degrees (does not include MD/PhD degrees).

LRP	MD	MD/PhD	PhD	*Other	Total
Clinical Research	503	86	317	36	942
Pediatric Research	213	43	113	24	393
Health Disparities Research	42	2	145	20	209
Clinical Research DB	24	1	6	4	35
Contraception and Infertility Research	8	1	10	2	21
Total:	790	133	591	86	1600

*Other includes ScD, PharmD, DrPH, DDS, OD, DO, JD, DMD, DDS, DVM, MSW, PsyD, ND, EdD

FY 2005: Applications, Awards, and Success Rates By Source of Research Funding

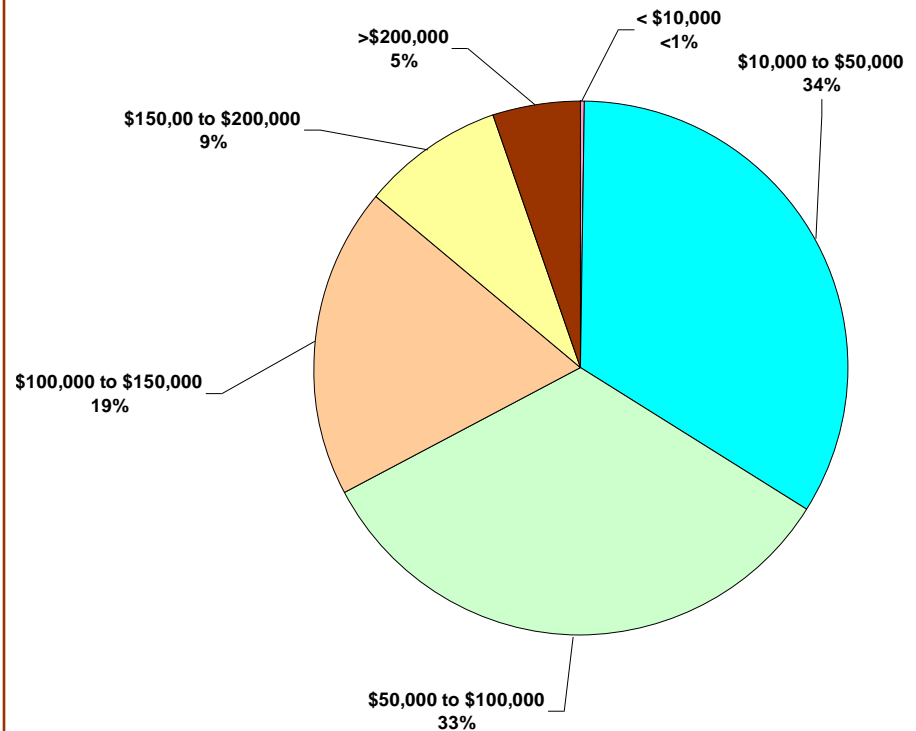


FY 2005: Educational Debt Levels for LRP Awardees

66% of FY 2005 awardees had educational debt levels in excess of \$50,000.

Debt Range	# of Awardees
Less than \$10,000	6
\$10,000 - \$50,000	536
\$50,000 - \$100,000	535
\$100,000 - \$150,000	300
\$150,000 - \$200,000	137
\$200,000 and over	86
Total	1,600

Distribution of Awards by Debt Level



FY 2005: Applications, Awards, and Success Rates by Gender

Men and women received an approximately equal share of FY 2005 LRP awards.

LRP	*Male Applicants			*Female Applicants			Gender Distribution	
	Applications	Awards	Success Rate	Applications	Awards	Success Rate	% Male Awardees	% Female Awardees
Clinical Research	975	493	51%	900	416	46%	54%	46%
Pediatric Research	333	183	55%	433	201	46%	48%	52%
Health Disparities Research	117	64	55%	303	140	46%	31%	69%
Clinical Research DB	23	14	61%	45	21	47%	40%	60%
Contraception & Infertility Research	17	5	29%	36	16	44%	24%	76%
Total	1465	759	52%	1717	794	46%	49%	51%

* Does not include 108 applicants and 47 awardees who did not specify a gender.

FY 2005: Recipient Demographics

Minority groups received 27% of all FY 2005 awards.

LRP	*Minority Awards		
	Total Awards	Minority Awards	% of Awards to Minorities
Clinical Research	942	196	21%
Pediatric Research	393	86	22%
Health Disparities Research	209	130	62%
Clinical Research DB	35	23	66%
Contraception & Infertility Research	21	4	19%
Total	1600	439	27%

Breakdown of Minority Groups by Race

Minority Categories	Total Participants	% of All Minorities
Asian/Pacific Islander	182	41%
African-American	137	31%
Hispanic	106	24%
Native American	14	3%
Total Minorities	439*	100%

* Does not include "Other/Unknown"

NIH Loan Repayment Programs

6011 Executive Boulevard, Suite 206

Bethesda, Maryland 20892-7650

Phone: 301.594.3234

Fax: 301.480.0364

Email: lrp@nih.gov

Website: www.lrp.nih.gov