

FY 2008

NATIONAL INSTITUTES OF HEALTH

THE INTRAMURAL LOAN
REPAYMENT PROGRAMS
DATA BOOK



**Fiscal Year
2008 Highlights**

Fiscal Year period covers
October 1, 2007
to September 30, 2008

Application Cycles:

New:
September 1, 2007 - May 1, 2008
Renewal:
September 1, 2007 - February 1, 2008

NIH Division of Loan Repayment

NIH Institutes and Centers

Institutes

National Cancer Institute (NCI)

National Eye Institute (NEI)

National Heart, Lung, and Blood Institute (NHLBI)

National Human Genome Research Institute (NHGRI)

National Institute on Aging (NIA)

National Institute on Alcohol Abuse and Alcoholism (NIAAA)

National Institute of Allergy and Infectious Diseases (NIAID)

National Institute of Arthritis and Musculoskeletal and Skin Diseases (NIAMS)

National Institute of Biomedical Imaging and Bioengineering (NIBIB)

National Institute of Child Health and Human Development (NICHD)

National Institute on Deafness and Other Communication Disorders (NIDCD)

National Institute of Dental and Craniofacial Research (NIDCR)

National Institute of Diabetes and Digestive and Kidney Diseases (NIDDK)

National Institute on Drug Abuse (NIDA)

National Institute of Environmental Health Sciences (NIEHS)

National Institute of General Medical Sciences (NIGMS)

National Institute of Mental Health (NIMH)

National Institute of Neurological Disorders and Stroke (NINDS)

National Institute of Nursing Research (NINR)

National Library of Medicine (NLM)

Centers

John E. Fogarty International Center (FIC)

National Center for Complementary and Alternative Medicine (NCCAM)

National Center on Minority Health and Health Disparities (NCMHD)

National Center for Research Resources (NCRR)

Clinical Center (CC)

Table of Contents

The Year in Review	1
The Four Intramural Loan Repayment Programs	2
Applications, Awards, and Success Rates by Program (New and Renewal)	3
Funding by Program (New and Renewal)	4
Funding by NIH Institutes and Centers (ICs) (New)	5
Funding by NIH Institutes and Centers (ICs) (Renewal)	6
Applications, Awards, and Success Rates by Post-Degree Years (New)	7
LRP Awards by Doctoral Degree (New)	8
LRP Awards by Doctoral Degree (Renewal)	9
Educational Debt Levels of LRP Awardees (New)	10
Educational Debt Levels of LRP Awardees (Renewal)	11
Applications, Awards, and Success Rates by Gender	12
Recipient Demographics by Ethnicity	13
Recipient Demographics by Race	13

The Year in Review

In Fiscal Year (FY) 2008, 94 individuals applied to the Intramural Loan Repayment Programs (LRPs): General Research, AIDS Research, Clinical Research for Individuals from Disadvantaged Backgrounds, and General Research for Accreditation Council for Graduate Medical Education (ACGME) Fellows. Of those applicants, 89 were awarded contracts totaling \$5,659,942. The combined (new and renewal applicants) success rate for the Intramural LRPs was 96 percent.

The Intramural General Research LRP received 66 percent of all applications.

New applicants (those not previously funded) constituted 45 percent of all applications while renewal applicants (those previously funded) comprised 55 percent of all applicants. Success rates for new and renewal applicants were 95 and 97 percent, respectively.

The LRPs are open to health professionals with doctoral level, P.A., B.S.N. or A.D.N. degrees and varying levels of experience. Most new FY 2008 awardees are beginning their careers, with 74 percent having received their qualifying degrees within the last 5 years and 17 percent within the past 10 years.

Physician doctorates (including dual physician doctorates and academic doctorates, for example, MD/PhD degrees) comprised 82 percent of the awards, while those with academic doctoral level degrees comprised 12 percent of the total awards.

90 percent of the new awardees had educational debt greater than \$50,000, with 27% having debt levels greater than \$200,000. In comparison, 89 percent of the renewal awardees had educational debt greater than \$50,000, with 20% having debt levels greater than \$200,000.

The NIH will repay up to \$35,000 per year of outstanding educational debt for the General, AIDS, and Clinical Research for Individuals from Disadvantaged Backgrounds and up to \$20,000 per year for the ACGME LRP. In return, participants must sign a contract agreeing to conduct appropriately qualified research activities as NIH employees for a minimum of 2 years for the AIDS and Clinical Research (Disadvantaged Background) LRPs, or 3 years for the General or ACGME LRPs.

Women received 43 of the 89 LRP awards. Black/African American applicants received 7 awards, Asians received 16 awards, and Hispanics 6 received awards.

The Four Intramural Loan Repayment Programs

AIDS Research LRP:

In November 1988, Public Law (P.L.) 100-607 introduced Section 487A of the Public Health Service (PHS) Act (42 USC 288-1), authorizing the National Institutes of Health (NIH) to establish a program of educational loan repayment to attract additional health professionals into Acquired Immunodeficiency Syndrome (AIDS) research. The mission of the NIH AIDS Research Loan Repayment Program (AIDS-LRP) is to attract highly qualified physicians, nurses, and scientists to HIV/AIDS research by countering the growing economic disincentives to embark on biomedical research careers, using loan repayment as an incentive.

General Research LRP:

In June 1993, P.L. 103-43 authorized Section 487C (42 USC 288-3), which established a program of educational loan repayment to attract highly qualified health professionals, particularly physicians, to conduct research at the NIH. The mission of the General Research Loan Repayment Program is to attract talented researchers to public service as employees of the NIH using loan repayment as an economic incentive to embark on biomedical research careers, using loan repayment as an incentive. Generally, those at a tenure track or above level are given priority for funding of LRP awards.

General Research LRP for ACGME fellows:

General Research for ACGME fellows provides \$20,000 per year in loan repayment (plus tax reimbursement) is currently available to fellows offered employment by the NIH in subspecialty and residency training programs accredited by the Accreditation Council for Graduate Medical Education (ACGME). Qualifying fellows must hold a three-year appointment.

Clinical Research LRP for Individuals from Disadvantaged Background:

Clinical research is patient-oriented research that is conducted with human subjects, or research on the causes and consequences of disease in human populations involving material of human origin for which an investigator or colleague directly interacts with human subjects in an outpatient or inpatient setting to clarify a problem in human physiology, pathophysiology or disease, or epidemiologic or behavioral studies, outcomes research or health services research, or developing new technologies, therapeutic interventions, or clinical trials. The NIH Clinical Research Loan Repayment Program's mission is to recruit highly qualified health professionals from disadvantaged backgrounds to serve as clinical researchers, using loan repayment as an economic incentive.

Applications, Awards, and Success Rates By Program

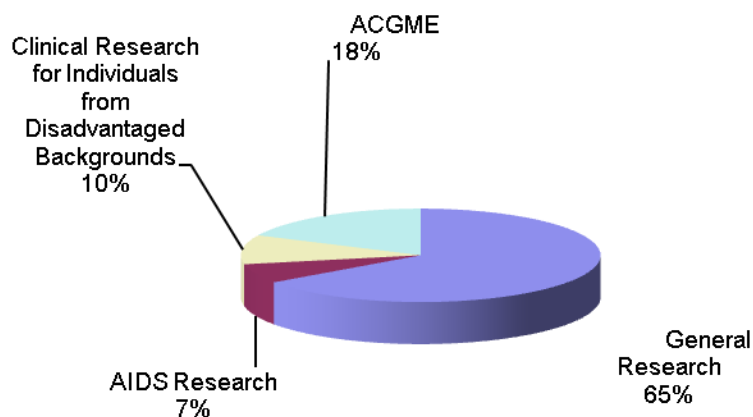
In FY 2008, the NIH received 94 applications. 45 percent of the applications were from new applicants. 95 percent of all applicants were awarded contracts.

LRP	New			Renewal			Total		
	Applications	Awards	Success Rate	Applications	Awards	Success Rate	Applications	Awards	Success Rate
General Research	19	18	95%	43	40	93%	62	58	94%
AIDS Research	3	3	100%	3	3	100%	6	6	100%
Clinical Research for Individuals from Disadvantaged Backgrounds	4	3	75%	6	6	100%	10	9	90%
ACGME	16	16	100%	N/A	N/A	N/A	16	16	100%
Total	42	40	95%	52	49	94%	94	89	95%

Funding by Program

LRP	New		Renewal		Total	
	Awards	Funding	Awards	Funding	Awards	Funding
General Research	18	\$2,560,062	40	\$1,121,988	58	\$3,682,050
AIDS Research	3	\$285,072	3	\$43,957	6	\$329,029
Clinical Research for Individuals from Disadvantaged Backgrounds	3	\$182,965	6	\$126,289	9	\$309,254
ACGME	16	\$1,339,609	N/A	N/A	16	\$1,339,609
Total	40	\$4,367,708	49	\$1,292,234	89	\$5,659,942

Percent of Total Awards by LRP



Awards by NIH Institutes and Centers (ICs)

The Intramural Loan Repayment Programs (ILRP) awarded 40 new LRP contracts from 13 different ICs in FY 2008.

IC	Awards	Funding
CC	2	\$264,689
NCI	16	\$1,853,851
NHLBI	1	\$101,539
NIAID	8	\$722,229
NIMH	1	\$96,251
NICHD	2	\$209,877
NINDS	2	\$238,674
NIAMS	2	\$336,877
NIDCR	1	\$149,139
NCCAM	1	\$47,146
NIEHS	1	\$101,912
NINR*	1	\$80,940
NHGRI	2	\$164,583
Total	40	\$4,367,708

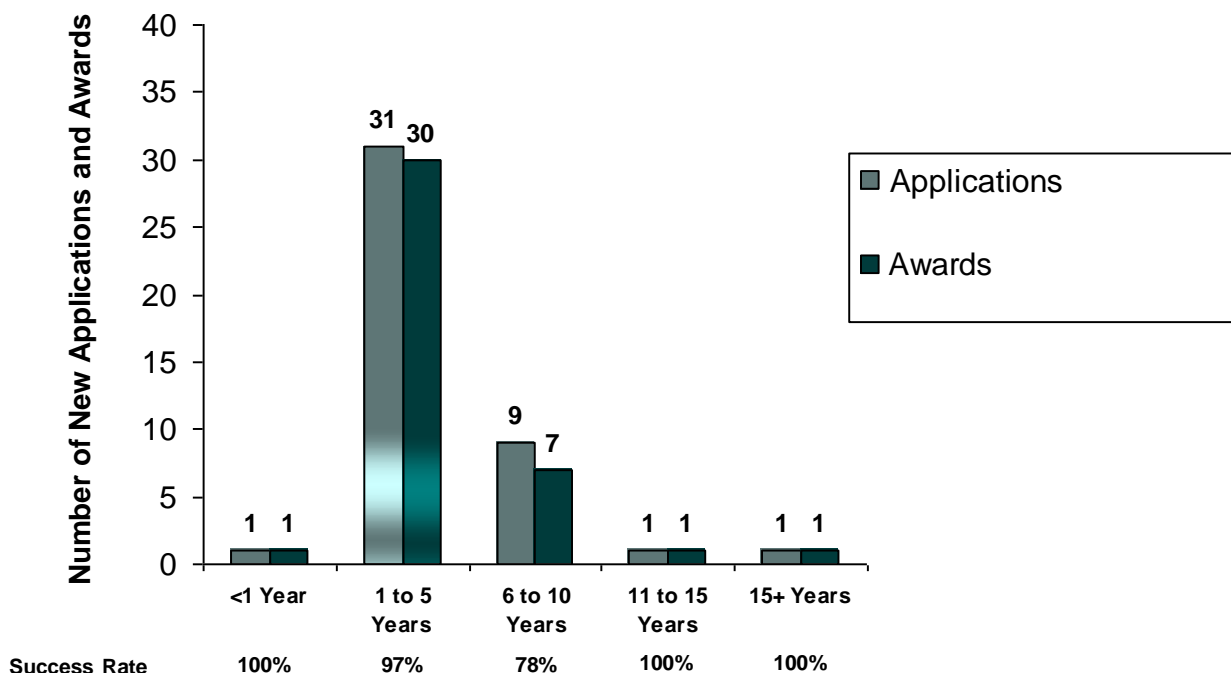
*Funding provided by NINR directly

Awards by NIH Institutes and Centers (ICs)

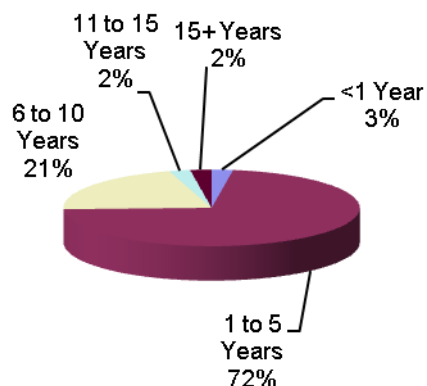
The Intramural Loan Repayment Programs (ILRP) awarded 49 renewal LRP contracts from 14 different ICs in FY 2008.

IC	Awards	Funding
CC	5	\$200,965
NCI	16	\$521,877
NHGRI	1	\$26,115
NHLBI	1	\$26,743
NIA	1	\$27,818
NIAAA	3	\$78,295
NIAID	11	\$222,419
NIAMS	1	\$2,661
NICHD	2	\$14,422
NIDA	1	\$8,557
NIDCR	1	\$15,340
NIDDK	2	\$17,672
NIMH	1	\$24,974
NINDS	3	\$104,376
Total	49	\$1,292,234

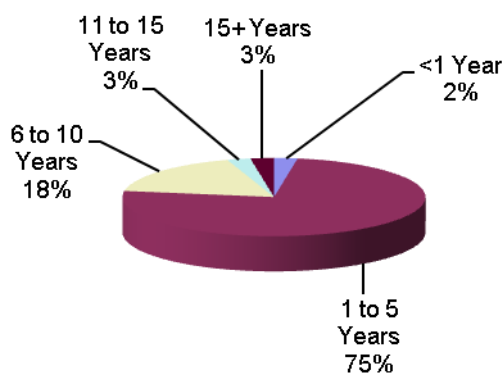
Applications, Awards, and Success Rates New Applicants and Awardees By Post-Degree Years



Distribution of Applications



Distribution of Awards



*Percentages may not total 100% as a result of rounding

LRP Awards by Degree New Awards

Physician Doctorate:	29 (73%) held MD or DO degrees.
Professional Clinical Doctorate:	1 (2%) held DDS, DMD, DPT, ND, OD, PharmD, or PsyD degrees.
Academic Doctorate:	4 (10%) held PhD, DrPH, EdD, or ScD degrees.
Physician Doctorate / Academic Doctorate:	5 (13%) held dual MD/PhD degrees.
Other:	1 (2%) held BSN degrees.

LRP	Physician Doctorate	Professional Clinical Doctorate	Academic Doctorate	Physician Doctorate / Academic Doctorate	Other	Total
General Research	13	1	3	0	1	18
AIDS Research	2	0	1	0	0	3
Clinical Research for Individuals from Disadvantaged Backgrounds	3	0	0	0	0	3
ACGME	11	0	0	5	0	16
Totals	29	1	4	5	1	40

LRP Awards by Degree Renewal Awards

Physician Doctorate: 37 (76%) held MD or DO degrees.

Professional Clinical Doctorate: 0 (0%) held DDS, DPT, ND, OD, PharmD, or PsyD degrees.

Academic Doctorate: 7 (14%) held PhD, DrPH, EdD, or ScD degrees.

Physician Doctorate / Academic Doctorate: 2 (4%) held dual MD/PhD degrees.

Other: 3 (6%) held B.S.N., M.S.N., or M.H.S degrees

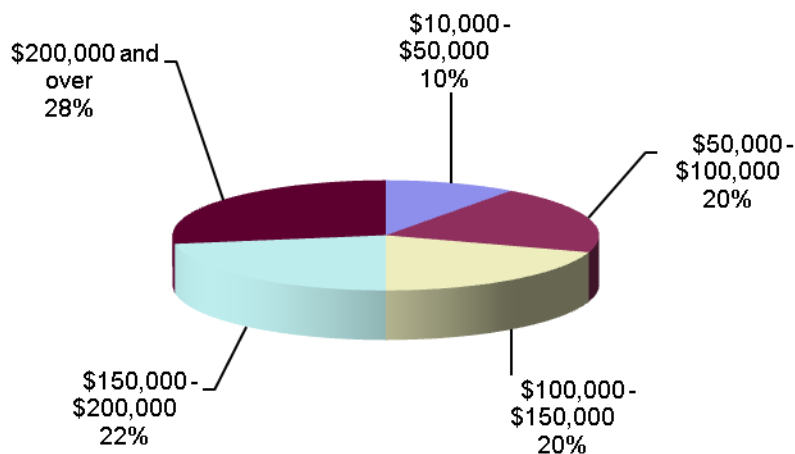
LRP	Physician Doctorate	Professional Clinical Doctorate	Academic Doctorate	Physician Doctorate / Academic Doctorate	Other	Total
General Research	31	0	7	2	0	40
AIDS Research	0	0	0	0	3	3
Clinical Research for Individuals from Disadvantaged Backgrounds	6	0	0	0	0	6
ACGME	0	0	0	0	0	0
Totals	37	0	7	2	3	49

Educational Debt Levels of LRP Awardees New Awards

90 percent of new FY 2008 awardees had educational debt levels in excess of \$50,000.

Debt Range	Number of Awardees
■ Less than \$10,000	0
■ \$10,000 - \$50,000	4
■ \$50,000 - \$100,000	8
■ \$100,000 - \$150,000	8
■ \$150,000 - \$200,000	9
■ \$200,000 and over	11
Total	40

Distribution of Awards by Debt Level

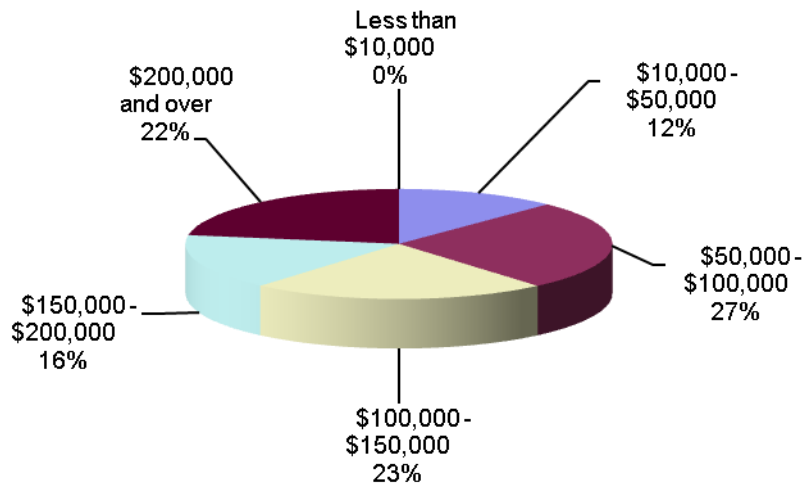


Educational Debt Levels of LRP Awardees Renewal Awards

88 percent of new FY 2008 awardees had educational debt levels in excess of \$50,000.

Debt Range	Number of Awardees
■ Less than \$10,000	0
■ \$10,000 - \$50,000	6
■ \$50,000 - \$100,000	13
■ \$100,000 - \$150,000	11
■ \$150,000 - \$200,000	8
■ \$200,000 and over	11
Total	49

Distribution of Awards by Debt Level



Applications, Awards, and Success Rates By Gender

LRP	Male Applicants			Female Applicants			Gender Distribution	
	Applications	Awards	Success Rate	Applications	Awards	Success Rate	% Male Awardees	% Female Awardees
General Research	33	31	94%	25	23	92%	57%	43%
AIDS Research	1	1	100%	5	5	100%	17%	83%
Clinical Research for Individuals from Disadvantaged Backgrounds	1	0	0%	8	8	100%	0%	100%
ACGME	9	9	100%	7	7	100%	56%	44%
Total*	44	41	93%	45	43	95%	49%	51%

*Five applicants/awardees did not specify their gender

Recipient Demographics By Ethnicity

LRP	Awards	Hispanic or Latino	Not Hispanic or Latino
All Intramural LRPs *	89	6	83
Percent of Awards	100%	7%	93%

Recipient Demographics By Race

LRP	American Indian or Alaska Native	Black or African-American	Asian	Native Hawaiian or Other Pacific Islander	White	More Than One Race	Other / No Response	Award Totals
All Intramural LRPs *	0	7	16	0	49	0	7	89
Percent of Awards	0%	8%	18%	0%	55%	0%	8%	100%

* **Restricted Data** – RNO Data was aggregated for all Intramural programs due to the small-sized datasets. Small datasets (less than five) cannot be published or distributed to the general public due to participant confidentiality considerations.

Patricia A. Cole, Ph. D.
Director, Loan Repayment and Scholarship
Programs
Office of Intramural Research
Office of the Director
National Institutes of Health
Department of Health and Human Services

Web site:
Loan Repayment Program (LRP)
<http://www.lrp.nih.gov>

